

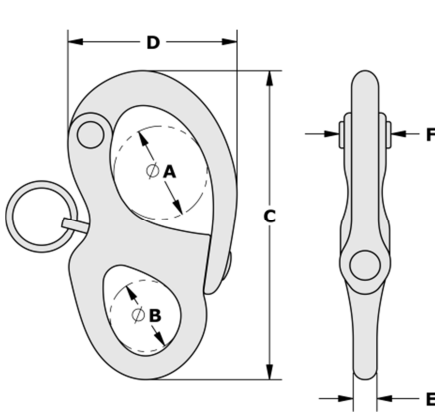



The CR snap shackle incorporates the extreme strength, outstanding corrosion resistance, and aerospace quality of Tylaska's high performance racing hardware at a price that the cruiser or casual racer will find appealing.

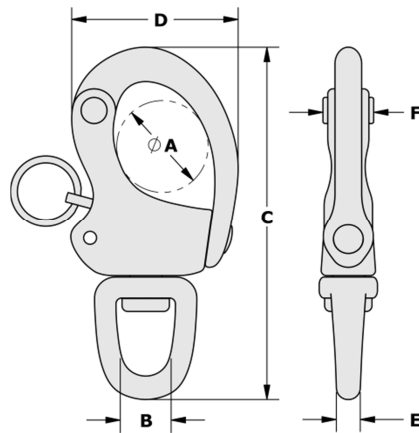


Unlike many plunger-pin snap shackles that are prone to catching on stays, the sleek geometry of the CR shackle has been optimized to reduce the risk of snagging and fouling.

The locking hole feature allows the plunger pin to be locked in place using a small line or zip tie. Useful in extreme conditions where snap shackles have been known to release due to severe flogging.



Fixed Bail



Standard Swivel Bail

100% PROOF LOADING TO W.L.L.

HIGH STRENGTH 17-4 PH STAINLESS STEEL

SUPERIOR CORROSION RESISTANCE

SLEEK SNAG-RESISTANT GEOMETRY

CAPTIVE PLUNGER-PIN MECHANISM WITH FIRM SPRING ACTION

MADE IN USA

Part No.	Description	Bail Type	Dimensions (in.)						Weight (oz)	Working Load Limit (lb)	Breaking Load (lb)
			A	B	C	D	E	F			
TY1102	CR2 Snap Shackle	Fixed	.38	.26	1.38	.80	.11	.26	.43	1000	2000
TY1108-FB	CR8 Snap Shackle	Fixed	.96	.74	3.17	1.74	.24	.54	3.5	4000	8000
TY1108-S	CR8 Snap Shackle	Standard	.96	.54	3.65	1.74	.25	.54	4.5	4000	8000